


SiO



Download
Catalog




Watch
SiO VDO

Make electric control easy for anyone

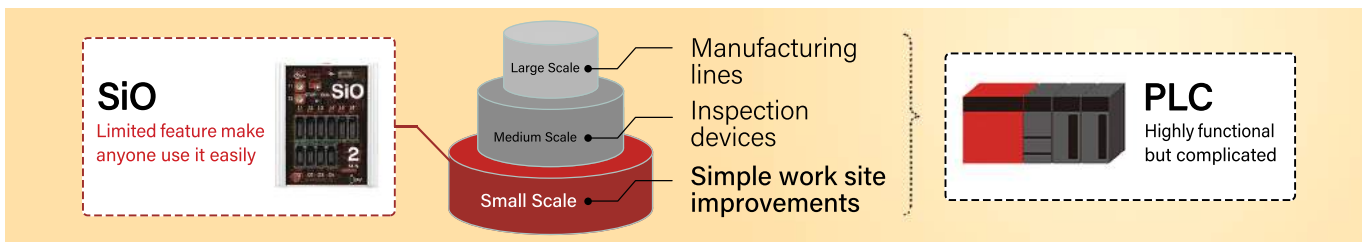
■ What is SiO Controller ?

The SiO Controller is a simple input/output control system that makes electric automation accessible and easy for everyone. It works by setting the ON/OFF status of an input device to send ON/OFF commands to an output device.

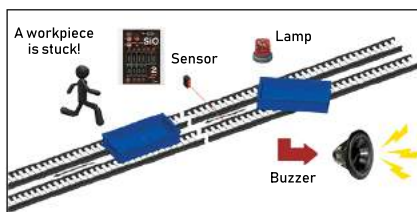


■ What kind of the situation that SiO will be useful?

It is convenient for the simple work site improvement or hybrid karakuri, while the PLC suited to the operation with over-spec.

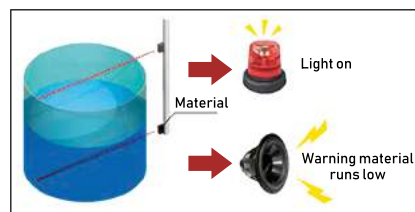


Example of use



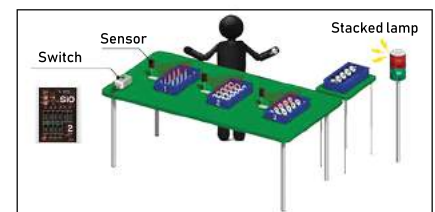
1 Abnormal Detection

If the container gets stuck, the lamp and buzzer will notify you.



2 Remaining Quantity Detection

When the material runs low, the warning light will be turned on and a buzzer will notify you.



3 Use for POKAYOKE

The lamp will light if you take the wrong sequential order to take parts.

PRODUCT LINEUP



Model	SiO N1	SiO 2	SiO 3
Item No.	XAC-052	XAC-046	XAC-050
Power-Supply Voltage	DC24V±10% 0.1A or less	DC24V ± 10% 0.3A DC Plug: 5.5 mm (outer diameter) x 2.1 mm (inner diameter)	
Number of Input/Output	8 Inputs / 8 Outputs	6 Inputs / 4 Outputs	16 Inputs / 16 Outputs
Input Specification	DC24V±10% 7m A/DC24V Non-Voltage Contact Input (NPN) Non-Insulated		
Output Specification	DC24V±10% 100m A/DC24V Open Collector (NPN) Non-Insulated		
Communication Specification	USB 2.0 Compliant/Micro-B Type		
I/O Interface	e-CON Connector		
Installation Method	GF/DIN Rail		

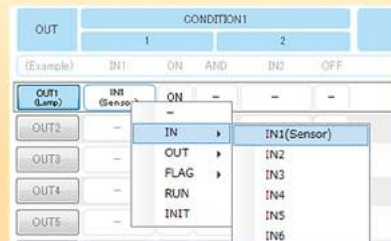
Just plug in for easy connection

We use the industry standard e-CON connectors, eliminating the need for difficult wiring work. SUS also offers optional input/output devices which e-CON connector be installed. Connecting devices is easy: Just plug them in!



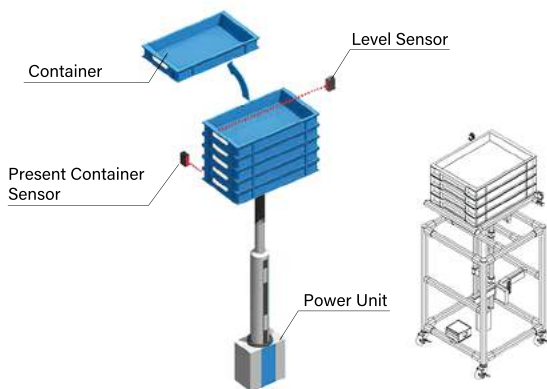
What program do I use with SiO Controller ?

SiO Controller is typically used with SiO Programmer, a multiple-choice software for Windows OS. SiO Programmer is logically designed so that anyone can write programs after basic practice.



Example Lifter Keeping the containers at a consistent height.

Raises the containers to the height of the level sensor. Take out one container and the next will be raised until it reaches the height of the level sensor. When the lifter is empty, the entire unit will lower.



Part Table

NO	Product Name	Model	Quantity
1	SiO2 Basic Kit 1	SiO-L10	1
2	Power Unit	XAK-P06	1
3	AC Adapter	SUC-261	1
4	Output Cable for the Power Unit	SUC-191	1
5	Photoelectric Sensor (Reflective)	SUC-195	2
6	Equipment Rack Set	GFU28034220	1

PRICE : 3x,xxx Baht

System Upgrade Solution BKK Co., Ltd.

Amata City Chonburi	700/71 Moo 5, T.Klongtamru, A.Muang, Chonburi 20000	0 3846 5775-6
Pinthong	Pinthong 3 Industrial Estate 219/34 Moo 6, T.Bowin, A.Sriracha, Chonburi 20230	0 3811 0532-3
Rangsit	9/231-234 Moo 5, Phaholyotin Road, T.Klong 1, A.Klong Luang, Patumthani 12120	0 2516 2747-9
Lamphun	199, 199/1-3 Moo 4, T.Banklang, A.Muang, Lamphun 51000	0 5355 2769